










## H2O / Epic “Now Showing” for Saturday April 18 & Sunday April 19, 2020




	Intended Audience	Description	Session(s)	Link
Virtual at the Elbow WebEx Support Line	For all end-users documenting in H2O/Epic  	This Virtual at the Elbow; VATE, WebEx support line is for any H2O; Epic, end-user with a question in the use of the Epic application. Connect with a resource that will document your concern, take your contact information and connect you with an H2O training team member to assist you.	24 hours/day	<b>Link:</b>  <a href="https://hhc.webex.com/hhc/j.php?MTID=m05e062d6c5e4ff8fa6c063b39dbe75cb">https://hhc.webex.com/hhc/j.php?MTID=m05e062d6c5e4ff8fa6c063b39dbe75cb</a>
Nursing; Emergency, Out & In-patient	Any NEW Agency RN who will be assigned in a unit or float between Inpatient, Outpatient, ICU and ED  	This is an accelerated and EPIC Cross - Application COVID-19 Care RN course that will go over very basic documentation in EPIC in three applications- Ambulatory, Inpatient/ICU and Emergency Room	5 x Daily  7am, 9am, Noon, 3pm & 7pm	<b>Link:</b>  <a href="https://hhc.webex.com/hhc/j.php?MTID=m47c198a19f500585cabcd05c9ac9aa4e">https://hhc.webex.com/hhc/j.php?MTID=m47c198a19f500585cabcd05c9ac9aa4e</a>
Provider; MD, NP, PA	New or existing MD, NP or PA  	Any Provider/NP/PA New or current who need training on Inpatient and ED	3 x Daily  8 am, 1 & 6 pm	<b>Link:</b>  <a href="https://hhc.webex.com/hhc/j.php?MTID=m176b5e578cb4295b2132d2aa32621393">https://hhc.webex.com/hhc/j.php?MTID=m176b5e578cb4295b2132d2aa32621393</a>
Respiratory Therapist	Respiratory Therapists  	This course covers patient list management, work list tasks, chart review, documentation in flowsheets and writing notes.	Daily  8 am	<b>Link:</b>  <a href="https://hhc.webex.com/hhc/j.php?MTID=m2e402054e48dd4321ef02f1191212f30">https://hhc.webex.com/hhc/j.php?MTID=m2e402054e48dd4321ef02f1191212f30</a>
All Staff	Any Role – New to EPIC user  	This is a general overview of EPIC for any user. It will go over how to log in, how to navigate hyperspace, patient look –up etc.	Daily  9 am, 11 am, 1 & 3 pm	<b>Link:</b>  <a href="https://hhc.webex.com/hhc/j.php?MTID=mcb4a3f02898b397154d39c15d25f45c6">https://hhc.webex.com/hhc/j.php?MTID=mcb4a3f02898b397154d39c15d25f45c6</a>

## H20 / Epic “Now Showing” for Saturday April 18 & Sunday April 19, 2020

B/K Field Hospital Registration & Admission	<p>Admitting Staff for the Billie Jean King Field Hospital</p> 	This session will review the registration / admission process for the Billie Jean King Field Hospital in Queens	<p>2 x Daily</p> <p>9 am &amp; 1 pm</p>	<p>Link:</p> <p><a href="https://hhc.webex.com/hhc/j.php?MTID=m25f5ccf482354435ca98b49e95b93b4c">https://hhc.webex.com/hhc/j.php?MTID=m25f5ccf482354435ca98b49e95b93b4c</a></p>
In-patient PCA	<p>Out-patient PCA, PCT, CNA floating to an In-patient unit</p> 	This course covers patient list management, flowsheet documentation and work list tasks.	<p>Saturday &amp; Sunday</p> <p>at 11 am</p>	<p>Link:</p> <p><a href="https://hhc.webex.com/hhc/j.php?MTID=m56c4ea147163c256ee833afb1852e6a4">https://hhc.webex.com/hhc/j.php?MTID=m56c4ea147163c256ee833afb1852e6a4</a></p>
<b>Sessions Available On Demand</b>				
Ambulatory Telephone Encounter	<p>For any staff that will be calling patients with COVID-19 test results</p> 	This session is for any staff that will call patient’s COVID-19 test results. This session will show the end-user how to look a patient up, document the telephone encounter	<p>Available any time</p> <p>Click the link to launch the E-learning</p>	<p>Link:</p> <p><a href="https://eits.it.training.nychhc.org/epic/amb_telephone_encounters">https://eits.it.training.nychhc.org/epic/amb_telephone_encounters</a></p>
Documenting Ambulatory Tele-visits	<p>Ambulatory Providers that will evaluate patients via the telephone</p> 	This session is for the ambulatory provider that will evaluate a patient. This will review finding your patient, documenting reason for visit and notes and treatment decisions	<p>Available any time</p> <p>Click the link to launch the E-learning</p>	<p>Link:</p> <p><a href="https://eits.it.training.nychhc.org/epic/amb_document_televisit">https://eits.it.training.nychhc.org/epic/amb_document_televisit</a></p>

## H20 / Epic “Now Showing” for Saturday April 18 & Sunday April 19, 2020

### PeopleSoft ELM Class Offerings: The below offerings are available via PeopleSoft ELM

Cadence Scheduler	Local Training Coordinators can enroll end-users in need of out-patient scheduling & registration access	This course goes over registering patients, scheduling for the out-patient/clinic areas  <b>Enroll Staff to PeopleSoft ELM Course Code: <a href="#">Cadence Accelerated Scheduler</a></b>	On Demand via PeopleSoft ELM	
Grand Central ED Registrar	Local Training Coordinators can enroll end-users in need of ED Registrar access	This course reviews registering patients in the ED as the ED registrar  <b>Grand Central Accelerated ED Registrar: <a href="#">HHCEPICGACCELEARNING</a></b>	On Demand via PeopleSoft ELM	
Float RN	Local Training Coordinators can enroll the RN being floated to an Inpatient Unit  	Approximately 15 minutes long. This course goes over basic documentation skills in the inpatient units  <b>Enroll Staff to PeopleSoft ELM Course Code: <a href="#">HHCEPICPRNACC2020</a></b>	On Demand via PeopleSoft ELM	
Float RN	Local Training Coordinators can enroll the RN being floated to an ICU  	Approximately 15 minutes long. This course goes over ICU flowsheets, device Integration, Navigators and basic documentation skills in the ICU  <b>Enroll Staff to PeopleSoft ELM Course Code: <a href="#">HHCEPICACCICURN2020</a></b>	On Demand via PeopleSoft ELM	
Float RN	Local Training Coordinators can enroll the RN being floated to an ED  	Approximately 30 minutes long. This course goes over ED Track board, Triage, Navigators and basic documentation requirements in the ED  <b>Enroll Staff to PeopleSoft ELM Course Code: <a href="#">HHCEPICPTOEDRNWEBEX</a></b>	On Demand via PeopleSoft ELM	