








## H2O / Epic “Now Showing” for Wednesday April 15, 2020

|  | Intended Audience  | Description  | Session(s)  | Link  |
|--|--|--|---|---|
| Virtual at the Elbow<br>WebEx Support Line | <p>For all end-users documenting in H2O/Epic</p>    | <p>This Virtual at the Elbow; VATE, WebEx support line is for any H2O; Epic, end-user with a question in the use of the Epic application. Connect with a resource that will document your concern, take your contact information and connect you with an H2O training team member to assist you.</p> | 24 hours/day  | <p><b>Link:</b><br/><a href="https://hhc.webex.com/hhc/j.php?MTID=m05e062d6c5e4ff8fa6c063b39dbe75cb">https://hhc.webex.com/hhc/j.php?MTID=m05e062d6c5e4ff8fa6c063b39dbe75cb</a></p> |
| Nursing; Emergency, Out &<br>In-patient    | <p>Any NEW Agency RN who will be assigned in a unit or float between Inpatient, Outpatient, ICU and ED</p>  | <p>This is an accelerated and EPIC Cross - Application COVID-19 Care RN course that will go over very basic documentation in EPIC in three applications- Ambulatory, Inpatient/ICU and Emergency Room</p>  | <p>5 x Daily<br/>7am, 9am, Noon, 3pm &amp; 7pm</p>          | <p><b>Link:</b><br/><a href="https://hhc.webex.com/hhc/j.php?MTID=m47c198a19f500585cabcd05c9ac9aa4e">https://hhc.webex.com/hhc/j.php?MTID=m47c198a19f500585cabcd05c9ac9aa4e</a></p> |
| Provider; MD,<br>NP, PA                    | <p>New or existing MD, NP or PA</p>   | <p>Any Provider/NP/PA New or current who need training on Inpatient and ED</p>   | <p>3 x Daily<br/>8 am, 1 &amp; 6 pm</p>                     | <p><b>Link:</b><br/><a href="https://hhc.webex.com/hhc/j.php?MTID=m176b5e578cb4295b2132d2aa32621393">https://hhc.webex.com/hhc/j.php?MTID=m176b5e578cb4295b2132d2aa32621393</a></p> |
| Respiratory<br>Therapist                   | <p>Respiratory Therapists</p>   | <p>This course covers patient list management, work list tasks, chart review, documentation in flowsheets and writing notes.</p>   | <p>3 x Daily<br/>8 am, 1 pm &amp; 8 pm</p>                  | <p><b>Link:</b><br/><a href="https://hhc.webex.com/hhc/j.php?MTID=m2e402054e48dd4321ef02f1191212f30">https://hhc.webex.com/hhc/j.php?MTID=m2e402054e48dd4321ef02f1191212f30</a></p> |
| All Staff                                  | <p>Any Role – New to EPIC user</p>    | <p>This is a general overview of EPIC for any user. It will go over how to log in, how to navigate hyperspace, patient look –up etc.</p>   | <p>9 x Daily<br/>9, 10, 11 a, Noon, 1, 2, 3,4 &amp; 5 p</p> | <p><b>Link:</b><br/><a href="https://hhc.webex.com/hhc/j.php?MTID=mcb4a3f02898b397154d39c15d25f45c6">https://hhc.webex.com/hhc/j.php?MTID=mcb4a3f02898b397154d39c15d25f45c6</a></p> |

## H20 / Epic “Now Showing” for Wednesday April 15, 2020

|   |   |   |  |  |
|---|---|---|--|--|
| BJK Field Hospital Registration & Admission   | <p>Admitting Staff for the Billie Jean King Field Hospital</p>   | <p>This session will review the registration / admission process for the Billie Jean King Field Hospital in Queens</p>  | <p>2 x Daily<br/>9 am &amp; 1 pm</p>         | <p>Link:<br/><a href="https://hhc.webex.com/hhc/j.php?MTID=m25f5ccf482354435ca98b49e95b93b4c">https://hhc.webex.com/hhc/j.php?MTID=m25f5ccf482354435ca98b49e95b93b4c</a></p> |
| PCA   | <p>Out-patient PCA, PCT, CNA floating to an In-patient unit</p>  | <p>This course covers patient list management, flowsheet documentation and work list tasks.</p>   | <p>Wednesday<br/>April 15<br/><br/>11 am</p> | <p>Link:<br/><a href="https://hhc.webex.com/hhc/j.php?MTID=m30720234cc64e809cb586b72128fee4b">https://hhc.webex.com/hhc/j.php?MTID=m30720234cc64e809cb586b72128fee4b</a></p> |
| <b>Sustainable Training Classes: These classes are abbreviated due to the current COVID-19 Crisis</b> |   |   |  |  |
| ASAP /ED RN 100   | <p>ED RNs, LPNs, ED Nurse Managers, Associate Directors of ED Nursing, Medical Directors of ED Nursing</p>  | <p>Learn how to track the patient throughout their ED stay using the ED Track Board, ED Manager, colors, and icons. You will cover patient tracking tools, triage, chart review, assessments, note writing, order entry, and medication administration</p>  | <p>Wednesday<br/>April 15<br/><br/>8 am</p>  | <p>Link:<br/><a href="https://hhc.webex.com/hhc/j.php?MTID=m9c600fbd13dd6e2762932cabe4b5cefb">https://hhc.webex.com/hhc/j.php?MTID=m9c600fbd13dd6e2762932cabe4b5cefb</a></p> |
| ASAP Psych/CPEP Nurse   | <p>ED Psych/CPEP RNs, ED Psych/CPEP Nurse Managers, ED Psych/CPEP Associate Directors of Nursing</p>  | <p>Learn how to track the patient throughout their psychiatric stay using the ED Track Board, ED Manager, colors, and icons. You will cover patient tracking tools, triage, chart review, assessments, note writing, order entry, and medication administration, results review, and dispositioning the patient</p> | <p>Wednesday<br/>April 15<br/><br/>8 am</p>  | <p>Link:<br/><a href="https://hhc.webex.com/hhc/j.php?MTID=m9410b3d1c9e16c029e4a7332e4d24d67">https://hhc.webex.com/hhc/j.php?MTID=m9410b3d1c9e16c029e4a7332e4d24d67</a></p> |



## H20 / Epic “Now Showing” for Wednesday April 15, 2020

|                      |   |   |                                   |  |
|----------------------|---|---|-----------------------------------|--|
| Ambulatory Nurse 100 | RNs, LPNs and PCAs  | Learn the basics of the Epic system, including how to room a patient and document patient-reported medications, and patient history. You will also learn how to result point-of-care tests, how to schedule a patient, document the collection of specimens in the clinic, and how to document telephone calls and patient letters                                | Wednesday<br>April 15<br><br>8 am | <p><b>Link:</b></p> <p><a href="https://hhc.webex.com/hhc/j.php?MTID=mfa1b74eb4570739380d11240129446af">https://hhc.webex.com/hhc/j.php?MTID=mfa1b74eb4570739380d11240129446af</a></p> |
| Ambulatory PCA 100   | Patient Care Associates (PCAs) in Ambulatory clinics  | Learn the basics of the Epic system, including how to room a patient, document patient-reported assessments and print After Visit Summaries. You will also learn how to document specimen collection for lab tests and document immunization history. Additionally, the course will teach you how to create and document telephone and letter encounters in Epic. | Wednesday<br>April 15<br><br>8 am | <p><b>Link:</b></p> <p><a href="https://hhc.webex.com/hhc/j.php?MTID=m2e44b90bfa48c7ea8d6dfbac68c66156">https://hhc.webex.com/hhc/j.php?MTID=m2e44b90bfa48c7ea8d6dfbac68c66156</a></p> |
| Clin Doc IP RN 100   | Adult Inpatient Nurses, All Inpatient LPNs, Pediatric Nurses, Nurse Managers, Oncology Nurses | This course covers starting your shift, documenting in flowsheets, medication administration including documenting PCAs, starting the care plans and patient education, admitting a patient from the ED, blood administration and managing nurse referrals.   | Wednesday<br>April 15<br><br>8 am | <p><b>Link:</b></p> <p><a href="https://hhc.webex.com/hhc/j.php?MTID=m78efe0949cf7d3f919e2752de6c87f19">https://hhc.webex.com/hhc/j.php?MTID=m78efe0949cf7d3f919e2752de6c87f19</a></p> |




## H20 / Epic “Now Showing” for Wednesday April 15, 2020

|   |   |  |                                   |   |
|---|---|--|-----------------------------------|---|
| Stork L&D Nurse<br>100                  | L&D Registered Nurse,<br>L&D Nurse Manager,<br>Nursery Nurses,<br>Postpartum Nurses, NICU<br>Nurses             | This course covers patient views including the Grease Board, L&D Manager and Patient lists, patient movement, chart review, medication administration, navigator and flowsheet documentation.                | Wednesday<br>April 15<br><br>8 am | <b>Link:</b><br><br><a href="https://hhc.webex.com/hhc/j.php?MTID=m4de0a65b8beaece2dfaec7c4264b1263">https://hhc.webex.com/hhc/j.php?MTID=m4de0a65b8beaece2dfaec7c4264b1263</a> |
| Clin Doc Behavioral Health<br>Nurse 100 | Behavioral Health<br>Nurses, Detox Nurses   | This course covers how to manage your patient lists, review the chart, document in flowsheets, medication administration, care plans and patient education.  | Wednesday<br>April 15<br><br>8 am | <b>Link:</b><br><br><a href="https://hhc.webex.com/hhc/j.php?MTID=mf9c92e15474ae381b4328f8bf83f3d50">https://hhc.webex.com/hhc/j.php?MTID=mf9c92e15474ae381b4328f8bf83f3d50</a> |
| Cadence Schegistrar 100                 | Registrars, Schedulers,<br>Front Desk, Call Center,<br>Referral Users, Referral<br>Coordinators and<br>Managers | Learn how to schedule basic and advanced appointments. You will learn how to register a patient gathering all the required and recommended data. Scheduling Referrals, Canceling & Rescheduling appointments | Wednesday<br>April 15<br><br>8 am | <b>Link:</b><br><br><a href="https://hhc.webex.com/hhc/j.php?MTID=m191ab62a13c1e60232d1ab7da44090f0">https://hhc.webex.com/hhc/j.php?MTID=m191ab62a13c1e60232d1ab7da44090f0</a> |

## H20 / Epic “Now Showing” for Wednesday April 15, 2020

|  |  |   |  |  |
|--|--|---|--|--|
| Grand Central 101: Hospital Registration | <p>Bed Planners, Admission Clerks, and Supervisors, ED Registrars, ED Clerks, Insurance Verification, L&amp;D Registrars, OB Unit Clerks &amp; PCAs, OB RNs, Surgery Schedulers who do Admissions.</p> | <p>In this course you will learn how to enter patient demographics, insurance, and billing information prior to a patient's admission. You will learn how to work with minor, Worker's Comp, and Medicare patients. You will learn how to deal with additional hospital registration scenarios, such as registering patients with outdated billing and insurance information by updating guarantor accounts and coverages. In addition, you will learn how to use Event Management and collect documents.</p> | <p>Wednesday<br/>April 15<br/><br/>8 am</p>  | <p><b>Link:</b><br/><br/><a href="https://hhc.webex.com/hhc/j.php?MTID=m7901f5c76cce0ad1a2f3ff420cfd91eb">https://hhc.webex.com/hhc/j.php?MTID=m7901f5c76cce0ad1a2f3ff420cfd91eb</a></p> |
| <b>Sessions Available On Demand</b>      |  |   |  |  |
| Ambulatory Telephone Encounter           | <p>For any staff that will be calling patients with COVID-19 test results</p>                                        | <p>This session is for any staff that will call patient's COVID-19 test results. This session will show the end-user how to look a patient up, document the telephone encounter</p>   | <p>Available any time</p> <p>Click the link<br/><br/>to launch the<br/><br/>E-learning</p> | <p><b>Link:</b><br/><br/><a href="https://eits.it.training.nychhc.org/epic/amb_telephone_encounters">https://eits.it.training.nychhc.org/epic/amb_telephone_encounters</a></p>           |
| Documenting Ambulatory Tele-visits       | <p>Ambulatory Providers that will evaluate patients via the telephone</p>   | <p>This session is for the ambulatory provider that will evaluate a patient. This will review finding your patient, documenting reason for visit and notes and treatment decisions</p>  | <p>Available any time</p> <p>Click the link<br/><br/>to launch the<br/><br/>E-learning</p> | <p><b>Link:</b><br/><br/><a href="https://eits.it.training.nychhc.org/epic/amb_document_televisit">https://eits.it.training.nychhc.org/epic/amb_document_televisit</a></p>               |

## H20 / Epic “Now Showing” for Wednesday April 15, 2020

| PeopleSoft ELM Class Offerings: The below offerings are available via PeopleSoft ELM |   |   |                                    |  |
|--|---|---|------------------------------------|--|
| Cadence Scheduler  | Local Training Coordinators can enroll end-users in need of out-patient scheduling & registration access  | This course goes over registering patients, scheduling for the out-patient/clinic areas<br><br><b>Enroll Staff to PeopleSoft ELM Course Code: <a href="#">Cadence Accelerated Scheduler</a></b>   | On Demand<br>via<br>PeopleSoft ELM |  |
| Grand Central ED Registrar   | Local Training Coordinators can enroll end-users in need of ED Registrar access   | This course reviews registering patients in the ED as the ED registrar<br><br><b>Grand Central Accelerated ED Registrar: <a href="#">HHCEPICGACCELEARNING</a></b>   | On Demand<br>via<br>PeopleSoft ELM |  |
| Float RN   | Local Training Coordinators can enroll the RN being floated to an Inpatient Unit<br><br> | Approximately 15 minutes long. This course goes over basic documentation skills in the inpatient units<br><br><b>Enroll Staff to PeopleSoft ELM Course Code: <a href="#">HHCEPICPRNACC2020</a></b>  | On Demand<br>via<br>PeopleSoft ELM |  |
| Float RN   | Local Training Coordinators can enroll the RN being floated to an ICU<br><br>          | Approximately 15 minutes long. This course goes over ICU flowsheets, device Integration, Navigators and basic documentation skills in the ICU<br><br><b>Enroll Staff to PeopleSoft ELM Course Code: <a href="#">HHCEPICACCICURN2020</a></b> | On Demand<br>via<br>PeopleSoft ELM |  |
| Float RN   | Local Training Coordinators can enroll the RN being floated to an ED<br><br>           | Approximately 30 minutes long. This course goes over ED Track board, Triage, Navigators and basic documentation requirements in the ED<br><br><b>Enroll Staff to PeopleSoft ELM Course Code: <a href="#">HHCEPICPTOEDRNWEBEX</a></b>        | On Demand<br>via<br>PeopleSoft ELM |  |