








H2O / Epic “Now Showing” for Thursday April 16, 2020

	Intended Audience	Description	Session(s)	Link
Virtual at the Elbow WebEx Support Line	For all end-users documenting in H2O/Epic 	This Virtual at the Elbow; VATE, WebEx support line is for any H2O; Epic, end-user with a question in the use of the Epic application. Connect with a resource that will document your concern, take your contact information and connect you with an H2O training team member to assist you.	24 hours/day	Link: https://hhc.webex.com/hhc/j.php?MTID=m05e062d6c5e4ff8fa6c063b39dbe75cb
Nursing; Emergency, Out & In-patient	Any NEW Agency RN who will be assigned in a unit or float between Inpatient, Outpatient, ICU and ED 	This is an accelerated and EPIC Cross - Application COVID-19 Care RN course that will go over very basic documentation in EPIC in three applications- Ambulatory, Inpatient/ICU and Emergency Room	5 x Daily 7am, 9am, Noon, 3pm & 7pm	Link: https://hhc.webex.com/hhc/j.php?MTID=m47c198a19f500585cabcd05c9ac9aa4e
Provider; MD, NP, PA	New or existing MD, NP or PA 	Any Provider/NP/PA New or current who need training on Inpatient and ED	3 x Daily 8 am, 1 & 6 pm	Link: https://hhc.webex.com/hhc/j.php?MTID=m176b5e578cb4295b2132d2aa32621393
Respiratory Therapist	Respiratory Therapists 	This course covers patient list management, work list tasks, chart review, documentation in flowsheets and writing notes.	3 x Daily 8 am, 1 pm & 8 pm	Link: https://hhc.webex.com/hhc/j.php?MTID=m2e402054e48dd4321ef02f1191212f30
All Staff	Any Role – New to EPIC user 	This is a general overview of EPIC for any user. It will go over how to log in, how to navigate hyperspace, patient look –up etc.	9 x Daily 9, 10, 11 a, Noon, 1, 2, 3,4 & 5 p	Link: https://hhc.webex.com/hhc/j.php?MTID=mcb4a3f02898b397154d39c15d25f45c6

H20 / Epic “Now Showing” for Thursday April 16, 2020

BJK Field Hospital Registration & Admission	<p>Admitting Staff for the Billie Jean King Field Hospital</p> 	<p>This session will review the registration / admission process for the Billie Jean King Field Hospital in Queens</p>	<p>2 x Daily 9 am & 1 pm</p>	<p>Link: https://hhc.webex.com/hhc/j.php?MTID=m25f5ccf482354435ca98b49e95b93b4c</p>
PCA	<p>Out-patient PCA, PCT, CNA floating to an In-patient unit</p> 	<p>This course covers patient list management, flowsheet documentation and work list tasks.</p>	<p>Thursday April 16 10 am</p>	<p>Link: https://hhc.webex.com/hhc/j.php?MTID=m4654966d3a1c8ae5037d09a83c4b9309</p>
Sustainable Training Classes: These classes are abbreviated due to the current COVID-19 Crisis				
ASAP /ED RN 200	<p>ED RNs, LPNs, ED Nurse Managers, Associate Directors of ED Nursing, Medical Directors of ED Nursing</p>	<p>In this course, you will explore blood administration, documenting a code/trauma patient, results review, as well as dispositioning the patient.</p>	<p>Thursday April 16 8 am</p>	<p>Link: https://hhc.webex.com/hhc/j.php?MTID=m9c600fbd13dd6e2762932cabe4b5cefb</p>
ASAP ED Tech	<p>Medical ED Techs, PCAs, PCTs, CNAs, MAs</p>	<p>In this course, you learn the basics of Epic’s ASAP Emergency Department software by tracking patients through common ED workflows. This course includes patient tracking tools, documenting using the tech narrator, task and specimen collection, notes, and procedures.</p>	<p>Thursday April 16 8 am</p>	<p>Link: https://hhc.webex.com/hhc/j.php?MTID=m211e915a892d5bbf021ce4a1fd6bbd97</p>



H20 / Epic “Now Showing” for Thursday April 16, 2020

Ambulatory Ancillary 100	<p>OUTPATIENT Social Workers, Dietitians, Audiologists, HIV Counselors, Genetic Counselors, Speech Language Pathologists, Health Educators and Nutritionists.</p>	<p>Learn how to navigate through the outpatient Ambulatory components of Epic. This includes: how to review patient information using Chart Review, how to open a patient encounter from the outpatient schedule (including encounters scheduled to another provider or resource), how to view important historical information from within a patient encounter, how to view and update the Problem List, how to add and associate a visit diagnoses, how to write a note using SmartTools, and how to document and associate charges. Also included in this course will be information regarding scheduling, patient communication, and patient education.</p>	<p>Thursday April 16 8 am</p>	<p>Link: https://hhc.webex.com/hhc/j.php?MTID=m0705651989e740179047827e10922778</p>
Clin Doc IP RN 200	<p>Adult Inpatient Nurses, LPNs, Pediatrics, Nurse Managers, Oncology Nurses, and ICU Nurses</p>	<p>This course covers how to document insertion and removal of IV lines, I&O, arriving a transfer patient, documenting restraints, discharging patients, code documentation and end of shift. This course will also cover how to document using the Rovers</p>	<p>Thursday April 16 8 am</p>	<p>Link: https://hhc.webex.com/hhc/j.php?MTID=m042d60975d426858de41e0d5b61a2e88</p>
Stork L&D Nurse 200	<p>L&D Registered Nurse, L&D Nurse Manager, Nursery Nurses, Postpartum Nurses, NICU Nurses</p>	<p>This course covers documenting the delivery, IV medication administration, care plans, patient education and blood documentation</p>	<p>Thursday April 16 8 am</p>	<p>Link: https://hhc.webex.com/hhc/j.php?MTID=m849e5e7b8c564c3da52636db358ec42d</p>




H20 / Epic “Now Showing” for Thursday April 16, 2020

Clin Doc Reporting Migr. Workbench	Various Inpatient Managers, QI Staff	This class is for any Manager who needs to use, access and run reports. Students learn how to effectively use their Dashboard and find/access/run reports. Reporting Workbench, one of Epic’s reporting tools, is taught and students learn how to run their own reports from Reporting Workbench.	Thursday April 16 1 pm	Link: https://hhc.webex.com/hhc/j.php?MTID=m9baff19ab06ab01e45d0e36314052ed2
Optime Post Op RN 100	PACU RNs, or any nurse floating to PACU	This course is for post-op nurses in the PACU. This course covers the basics of PACU and Phase II documentation including: patient Education, MAR documentation, discharge, and post-op call workflows	Thursday April 16 8 am	Link: https://hhc.webex.com/hhc/j.php?MTID=m5e3ad50b0781d829b446e087c6db2a77
Grand Central 102: Hospital Registration Day 2	Bed Planners, Admission Clerks, and Supervisors, ED Registrars, ED Clerks, Insurance Verification, L&D Registrars, OB Unit Clerks & PCAs, OB RNs, Surgery Schedulers who do Admissions.	Learn how to admit patients which includes admitting a preadmitted adult patient from the Today's Patients Report and admitting a direct admit patient with a bed reservation. In addition, you will learn how to check in and register existing, new, and anonymous patients in the Emergency Department as well as how to pre-admit, admit, and discharge patients in the Labor and Delivery Unit. Billing & billing edits will be reviewed.	Thursday April 16 8 am	Link: https://hhc.webex.com/hhc/j.php?MTID=m7901f5c76cce0ad1a2f3ff420cfd91eb

H20 / Epic “Now Showing” for Thursday April 16, 2020

Sessions Available On Demand				
Ambulatory Telephone Encounter	<p>For any staff that will be calling patients with COVID-19 test results</p> 	<p>This session is for any staff that will call patient’s COVID-19 test results. This session will show the end-user how to look a patient up, document the telephone encounter</p>	<p>Available any time</p> <p>Click the link to launch the E-learning</p>	<p>Link:</p> <p>https://eits.it.training.nychhc.org/epic/amb_telephone_encounters</p>
Documenting Ambulatory Tele-visits	<p>Ambulatory Providers that will evaluate patients via the telephone</p> 	<p>This session is for the ambulatory provider that will evaluate a patient. This will review finding your patient, documenting reason for visit and notes and treatment decisions</p>	<p>Available any time</p> <p>Click the link to launch the E-learning</p>	<p>Link:</p> <p>https://eits.it.training.nychhc.org/epic/amb_document_televisit</p>
PeopleSoft ELM Class Offerings: The below offerings are available via PeopleSoft ELM				
Cadence Scheduler	<p>Local Training Coordinators can enroll end-users in need of out-patient scheduling & registration access</p>	<p>This course goes over registering patients, scheduling for the out-patient/clinic areas</p> <p>Enroll Staff to PeopleSoft ELM Course Code: Cadence Accelerated Scheduler</p>	<p>On Demand via PeopleSoft ELM</p>	
Grand Central ED Registrar	<p>Local Training Coordinators can enroll end-users in need of ED Registrar access</p>	<p>This course reviews registering patients in the ED as the ED registrar</p> <p>Grand Central Accelerated ED Registrar: HHCEPICGACCEARNING</p>	<p>On Demand via PeopleSoft ELM</p>	
Float RN	<p>Local Training Coordinators can enroll the RN being floated to an Inpatient Unit</p>	<p>Approximately 15 minutes long. This course goes over basic documentation skills in the inpatient units</p>	<p>On Demand via PeopleSoft ELM</p>	

H20 / Epic “Now Showing” for Thursday April 16, 2020

		Enroll Staff to PeopleSoft ELM Course Code: HHCEPICIPRNACC2020		
Float RN	<p>Local Training Coordinators can enroll the RN being floated to an ICU</p> <p style="text-align: center;"></p>	<p>Approximately 15 minutes long. This course goes over ICU flowsheets, device Integration, Navigators and basic documentation skills in the ICU</p> <p>Enroll Staff to PeopleSoft ELM Course Code: HHCEPICACCICURN2020</p>	<p>On Demand via PeopleSoft ELM</p>	
Float RN	<p>Local Training Coordinators can enroll the RN being floated to an ED</p> <p style="text-align: center;"></p>	<p>Approximately 30 minutes long. This course goes over ED Track board, Triage, Navigators and basic documentation requirements in the ED</p> <p>Enroll Staff to PeopleSoft ELM Course Code: HHCEPICIPTOEDRNWEBEX</p>	<p>On Demand via PeopleSoft ELM</p>	