

COVID-19 DONNING COMPETENCY CHECKLIST

Step #	Task	Completed
1.	<p>1. GOWN</p> <ul style="list-style-type: none"> Fully cover torso from neck to knees, arms to end of wrists, and wrap around the back Fasten in back of neck and waist 	<input type="checkbox"/>
2.	<p>2. MASK OR RESPIRATOR</p> <ul style="list-style-type: none"> Secure ties or elastic bands at middle of head and neck Fit flexible band to nose bridge Fit snug to face and below chin Fit-check respirator 	<input type="checkbox"/>
3.	<p>3. GOGGLES OR FACE SHIELD</p> <ul style="list-style-type: none"> Place over face and eyes and adjust to fit 	<input type="checkbox"/>
4.	<p>4. GLOVES</p> <ul style="list-style-type: none"> Extend to cover wrist of isolation gown 	<input type="checkbox"/>

Name of Healthcare Worker _____

Department _____

Name of Observer _____

Date _____

EXTEND USE/REUSE PPE GUIDANCE

N95 Respirator: To extend the use of a N95, don a barrier (face shield or surgical mask) over the N95. Discard N95 or surgical mask when visibly wet, contaminated or damaged.



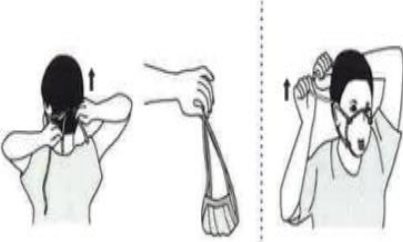
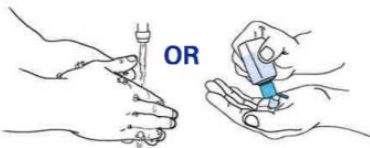
Eye Protection: Eye protection (face shield and goggles) can be worn for an extended period when caring for multiple patients. Clean and disinfect eye protection as needed or after each shift.

Gown: Isolation gown can be worn for an extended period when caring for multiple patients. For care activities where splashes and sprays are anticipated, wear an apron on top then discard after each patient care activity.

Colored steps indicate location: **Red** = in patient room | **Yellow** = outside patient room | **Green** = In clean zone outside patient room

References: <https://www.cdc.gov/coronavirus/2019-ncov/infection-control/control-recommendations.html>

COVID-19 DOFFING COMPETENCY CHECKLIST

Step #	Task	Completed
1.	<p>1. GOWN AND GLOVES</p> <ul style="list-style-type: none"> Gown front and sleeves and the outside of gloves are contaminated! If your hands get contaminated during gown or glove removal, immediately wash your hands or use an alcohol-based hand sanitizer Grasp the gown in the front and pull away from your body so that the ties break, touching outside of gown only with gloved hands While removing the gown, fold or roll the gown inside-out into a bundle As you are removing the gown, peel off your gloves at the same time, only touching the inside of the gloves and gown with your bare hands. Place the gown and gloves into a waste container <p style="text-align: center;">*Keep gown on for extended use*</p> 	<input type="checkbox"/>
2.	<p>2. GOGGLES OR FACE SHIELD</p> <ul style="list-style-type: none"> Outside of goggles or face shield are contaminated! If your hands get contaminated during goggle or face shield removal, immediately wash your hands or use an alcohol-based hand sanitizer Remove goggles or face shield from the back by lifting head band and without touching the front of the goggles or face shield If the item is reusable, place in designated receptacle for reprocessing. Otherwise, discard in a waste container <p style="text-align: center;">*Keep eye protection on for extended use*</p> 	<input type="checkbox"/>
3.	<p>3. MASK OR RESPIRATOR</p> <ul style="list-style-type: none"> Front of mask/respirator is contaminated — DO NOT TOUCH! If your hands get contaminated during mask/respirator removal, immediately wash your hands or use an alcohol-based hand sanitizer Grasp bottom ties or elastics of the mask/respirator, then the ones at the top, and remove without touching the front Discard in a waste container <p style="text-align: center;">*Keep mask/respirator on for extended use*</p> 	<input type="checkbox"/>
4.	<p>4. WASH HANDS OR USE AN ALCOHOL-BASED HAND SANITIZER IMMEDIATELY AFTER REMOVING ALL PPE</p> 	<input type="checkbox"/>

Name of Healthcare Worker _____

Department _____

Name of Observer _____

Date _____

Colored steps indicate location: **Red** = in patient room | **Yellow** = outside patient room | **Green** = In clean zone outside patient room

References: <https://www.cdc.gov/coronavirus/2019-ncov/infection-control/control-recommendations.html>