


# COVID-19 PERSONAL PROTECTIVE EQUIPMENT: EXTENDED USE

The use of **N95 respirator and eye protection** may be extended *without* removal between patients. Use caution.

## DON PPE

Before donning PPE:  
remove jewelry,  
perform hand hygiene,  
and inspect PPE for  
damage.

1. Put on isolation gown.

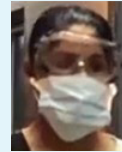


2. Put on N95 respirator.  
Perform a seal check.




3. Put on eye protection. To extend the use of  
the **N95 respirator** there must be a **barrier**.

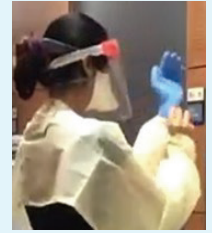
*Combination 1:* goggles +  
N95 respirator + surgical  
mask over the respirator



*Combination 2:*  
face shield +  
N95 respirator

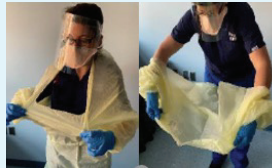


4. Put on  
gloves.



INSIDE  
PATIENT ROOM  
OR  
CARE AREA


5. Remove gown and  
gloves. Discard in  
waste bin.



6. Perform hand  
hygiene.



7. Exit patient room or  
patient care area.

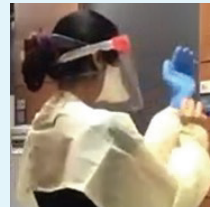


OUTSIDE  
PATIENT ROOM  
OR  
CARE AREA

8. Perform hand  
hygiene.



9. Put on a new  
isolation gown and  
gloves.



## USE SAFE WORK PRACTICES TO PROTECT YOURSELF AND LIMIT THE SPREAD OF CONTAMINATION

- + Change PPE if visibly contaminated, wet, damaged, or fit and function are lost
- + DO NOT touch outer areas of respirator or eye protection
- + Limit surfaces touched
- + Perform hand hygiene